

ADHESIVA CUBE

WALL COVERING

Technical Data Sheet

Revised: 10/2021

DESCRIPTION

Vacuum-packed powder adhesive for any type of wall coverings.

- + Does not stain
- + Strong initial tack
- + High yield
- + Zero V.O.C
- + Antibacterial and anti-mold properties
- + Ready for action within 5 minutes after dilution

Suitable for :

- any types of wall coverings
- paper-backed vinyl or non-woven fabric backing wall coverings
- paper duplex
- foam backing wall coverings or non-woven fabric wallpapers
- heavy vinyl wall coverings with non-woven backing paper
- non-woven wall coverings

SURFACE PREPARATION



All surfaces must be dry, absorbent, strong, free of dust or paints or oils. Any cracks or holes in the wall must be covered with our extra-light GLASTER and in case of imperfections shaved with a normal stucco plaster.

We always recommend the use of our PRIMER AC fixative for consolidation and cleaning.

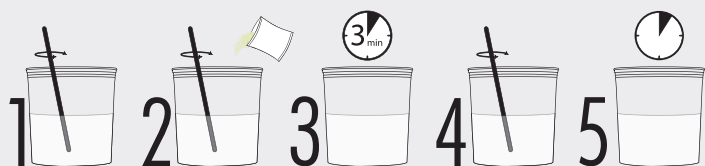
We recommend using our PRIMER SP (specific for wet walls with fungi and mold) in case of rising damp or too humid.

PREPARATION AND YIELD OF THE ADHESIVE

Dilute ADHESIVA CUBE in clean water according to the table:

DILUTION TABLE FOR 500 G			m ²
Seizing Fixing of the surface	20 l	-	160
Wallpaper	14 l	16-18	120
Vinyl and expanded	12 l	14	80
Non woven	10 l	10	60

1. Vigorously mix the water.
2. Measure out 500g with a doser, dilute it in cold water, stirring continuously.
3. Wait 3 minutes.
4. Mix again.
5. The product is ready for use after 5 minutes.



APPLICATION OF THE ADHESIVE

Apply the adhesive on the back of the wall covering with a brush or brush upholsterer or roll short wool.

Brush - apply the adhesive evenly on the back of the wall covering. Fold the sheet back on itself and wait 10-20 minutes depending on the ambient temperatures. Proceed following the application of the sheet. Video tutorial: <https://www.youtube.com/watch?v=j7zO9ekpbRg>

ROLLER - Apply the product directly on the wall with a roll short wool for about 10/15 m². Proceed accordingly to the application of wall covering. Video tutorial: <https://www.youtube.com/watch?v=2p-pteh2BIY>

CLEANING

Clean possible spills with a damp sponge. The product does not stain.

CONTRAINDICATIONS

The product is not suitable on non-absorbent substrates, humid walls with mold or on surfaces not perfectly prepared. Spillage of the adhesive should be removed immediately.

PACKAGES

1.1 Kg vacuum bag (6 x 1,1 Kg)	cod.10137-1,1
2 Kg vacuum bag (4 x 2 Kg)	cod.10137-2

STORAGE

The product is guaranteed for 60 months from the date of production. Store in a dry place.

TECHNICAL DATA

base:	starch
appearance:	flakes
color:	white
percentage of solid:	100%
customs code:	3505 2030
flash:	no
application temperature:	+ 5 °C + 40 °C
waiting time:	10 - 20 minutes
open time:	20 - 30 minutes
setting time:	48 hours
not harmful	
not sensitive to frost	

FINAL PROVISIONS

Keep out of the reach of children and pets. Discharge the waste in special containers for building materials.



ACM Italy S.r.l. | Via Enrico Mattei, 8 | 20010 Casorezzo /MI
PHONE +39 02 903 611 48 | laboratorio@acm-italy.com | www.acm-italy.com